DATUM / *DATE* : 29.11.1996
ÄNDERUNG / *REVISION* : 05.07.2006

TRONSER TRIMMER
for professional electronics

60-0601...

LUFTROHRTRIMMER
AIRTUBULAR TRIMMER

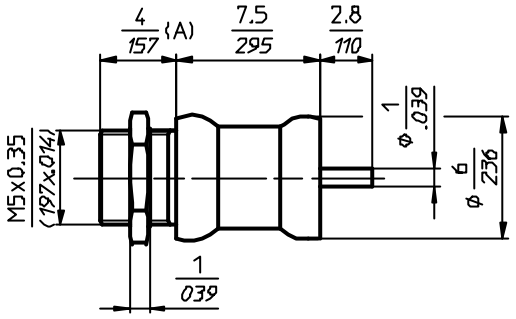

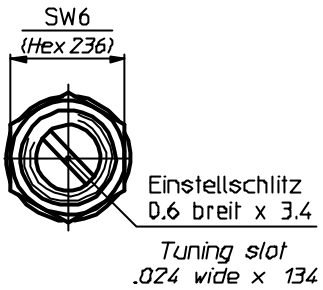

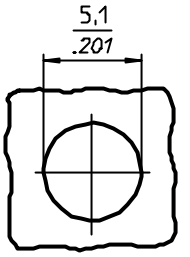

Einbaumaß
Mounting layout

Zubehor (u.a. auf Anfrage)
Accessories (a.o. on inquiry)

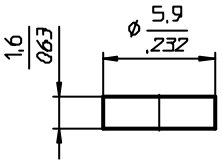

Dichtkappe · Maß A+0,5
Seal cap Dim A+.02

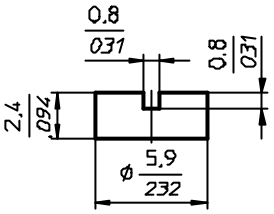

Dichtkappe geschlitzt · Maß A+1,3
Slotted seal cap Dim A+.051

TECHNISCHE MERKMALE UND DATEN / *TECHNICAL DATA*

EINSTELLDREHMOMENT *TUNING TORQUE*	0,3 - 3,0 Ncm *0.4 - 4.2 in.oz.*	LEBENSDAUER *ROTATIONAL LIFE*	≥ 75 Betätigungen, IEC 418 *³ 75 cycles, IEC 418*
ANSCHLAGDREHMOMENT *STOP TORQUE*	max. 6,0 Ncm *max. 8.3 in.oz.*	VIBRATION *VIBRATION*	60 g / 10 - 2000 Hz *60 g / 10 - 2000 Hz*
BEFESTIGUNGSDREHMOMENT *MOUNTING TORQUE*	max. 30 Ncm *max. 42 in.oz.*	STOSSBEANSPRUCHUNG *SHOCK*	1500 g / 0,5 ms *1500 g / 0.5 ms*
EINSTELLGENAUIGKEIT *ADJUSTMENT ACCURACY*	≤ 1 x10^{-3} vom Einstellwert *£ 1 x10^{-3} of adjusted value*	BETRIEBSTEMPERATUR *OPERATING TEMPERATURE*	-65°C ... +125°C *-65°C ... +125°C*
KONTAKTWIDERSTAND *CONTACT RESISTANCE*	< 0,001 Ω *< 0.001 W*	DIELEKTRIKUM *DIELECTRIC*	Luft *Air*

STANDARD - AUSFÜHRUNGEN / *STANDARD CONFIGURATIONS*

Teile - Nr. *Part - No.*	C_{min} [pF]	C_{max} [pF]	Prüfspannung *Test Voltage* [VDC]	Q-Faktor *Q-Factor* [@ 200MHz]	$R_{isol.}$ $R_{insul.}$ [MΩ]	TK_c [ppm /°C]	Maß A *Dim.A* [mm]	Maß B *Dim.B* [mm]	Gewicht *Weight* [ca. g]
60-0601-10007-000	0,6	7,0	250	> 5000	> 10^6	0 ± 50	4,0	---	1,4

SONDERAUSFÜHRUNGEN (auf Anfrage) / *SPECIAL CONFIGURATIONS (on inquiry)*

z.B. Trimmer unmagnetisch, verlängerte Welle, Hochtemperatur-Lot u.a.
e.g. Trimmer non-magnetic, extended shaft, high temperature solder a.o.