DATUM / *DATE* : 04.07.2001
ÄNDERUNG / *REVISION* : 23.09.2008

TRONSER TRIMMER
for professional electronics

60-0611-10007-902

LUFTROHRTRIMMER unmagnetisch
AIRTUBULAR TRIMMER non-magnetic

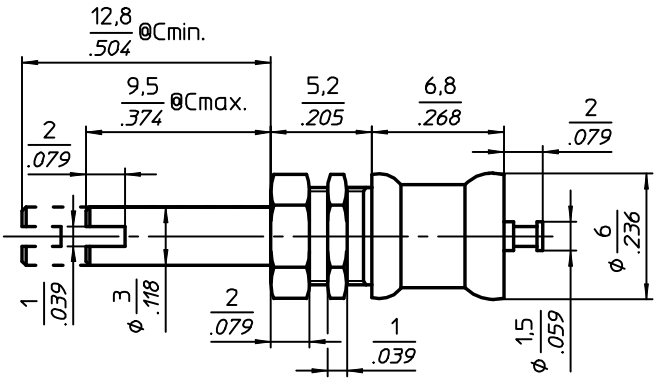

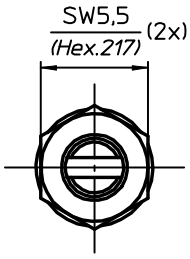

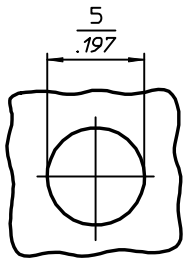

Einbaumaß
Mounting layout

TECHNISCHE MERKMALE UND DATEN / *TECHNICAL DATA*

EINSTELLDREHMOMENT *TUNING TORQUE*	0,3 – 3,0 Ncm *0.4 – 4.1 in.oz.*	LEBENSDAUER *ROTATIONAL LIFE*	≥ 75 Betätigungen, IEC 418 *≥ 75 cycles, IEC 418*
ANSCHLAGDREHMOMENT *STOP TORQUE*	max. 6,0 Ncm *max. 8.3 in.oz.*	VIBRATION *VIBRATION*	60 g / 10 - 2000 Hz *60 g / 10 - 2000 Hz*
BEFESTIGUNGSDREHMOMENT *MOUNTING TORQUE*	max. 30 Ncm *max. 42 in.oz.*	STOSSBEANSPRUCHUNG *SHOCK*	1500 g / 0,5 ms *1500 g / 0.5 ms*
EINSTELLGENAUIGKEIT *ADJUSTMENT ACCURACY*	≤ 1 x10^{-3} vom Einstellwert *≤ 1 x10^{-3} of adjusted value*	BETRIEBSTEMPERATUR *OPERATING TEMPERATURE*	-65℃ ... +125 ℃ *-65℃ ... +125℃*
KONTAKTWIDERSTAND *CONTACT RESISTANCE*	< 0,001 Ω *< 0.001 Ω*	DIELEKTRIKUM *DIELECTRIC*	Luft *Air*

Teile - Nr. *Part - No.*	C_{min} [pF]	C_{max} [pF]	Prüfspannung *Test Voltage* [VDC]	Q-Faktor *Q-Factor* [@ 200MHz]	$R_{isol.}$ $R_{insul.}$ [MΩ]	TK_c [ppm /℃]	Maß A *Dim.A* [mm]	Maß B *Dim.B* [mm]	Gewicht *Weight* [ca. g]
60-0611-10007-902	0,6	7,0	250	> 5000	> 10^6	50 ± 50	---	---	1,7

Permeabilität < 1,001 / *Permeability < 1,001*

SONDERANFERTIGUNG / *SPECIAL CONFIGURATION*

Trimmer unmagnetisch, verlängerte Rotorwelle, Anschlagkappe, Trimmer auf Linearität geprüft
Trimmer non-magnetic, extended rotor shaft, stop cap, linearity check